

HIGH SPEED STEEL

SCREW MACHINE LENGTH DRILLS






ICS USA

HEAVY DUTY

SPLIT POINT

NAS 907 TYPE C SPECIFICATIONS

Screw Machine Length Drills were developed for screw machine operations where regular length drills were too long. The short length design reduces breakage and runout. They are now used in portable drilling where short, rigid drills are a requirement and are especially suitable for N/C drilling applications.

ITEM NO.	ILLUSTRATION	CUTTING APPLICATION	STEEL SPECS	TECHNICAL DATA	NAS* SPECS
SMR	 ICS OXIDE FINISH	For drilling in hard steel, stainless steel, titanium and other hard materials.	M2, M7	135° Split Pt. Std. Spiral Hvy. Duty Web	C
SMP	 ICS BRIGHT POLISHED FINISH	For drilling stainless steel and aluminum. Often used where oxide could potentially contaminate weld around edge of hole. Saves on clean-up time and machining costs.	M2, M7	135° Split Pt. Std. Spiral Hvy. Duty Web	C
SMGF	 ICS GOLD OXIDE FINISH	For portable or machine drilling in hard steels, stainless steels and other hard materials. Designed as an alternative to black oxide. Gold oxide film reduces friction between the tool and the work. Does not smear metal.	M2, M7	135° Split Pt. Std. Spiral Hvy. Duty Web	C
SMG	 ICS OXIDE FINISH	For use primarily in screw machine operations, and for general purpose drilling in mild steel and low alloys.	M2	118° Split Pt. Std. Spiral Hvy. Duty Web	-
SMT	 ICS GOLD TITANIUM COATED	The combination of titanium nitride coating with the heavy duty design enhances chip flow, finished hole quality and up to 700% more drill life. Super hard RC-80 cutting edge.	M2, M7	135° Split Pt. Std. Spiral Hvy. Duty Web	C

\*(NAS) National Aerospace Standard

Fractional Sizes (Straight Shank) 3/64 To 1/2" Dia.

SIZE	DEC. EQUIV.	FLUTE LENGTH	OVERALL LENGTH	HIGH SPEED STEEL			TIN COATED
				OXIDE FINISH 135° SPLIT PT	BRIGHT FINISH 135° SPLIT PT	GOLD FINISH 135° SPLIT PT	GOLD FINISH 135° SPLIT PT
				SMR	SMP	SMGF	SMT
*3/64	.0469	5/8	1-5/8	\$1.36	\$1.36	\$1.46	\$2.70
1/16	.0625	5/8	1-5/8	.90	.90	.90	2.40
5/64	.0781	11/16	1-11/16	.90	.90	.90	2.40
3/32	.0938	3/4	1-3/4	.92	.92	.92	2.48
7/64	.1094	13/16	1-13/16	.92	.92	.92	2.48
1/8	.1250	7/8	1-7/8	.98	.98	.98	2.70
9/64	.1406	15/16	1-15/16	1.20	1.20	1.20	2.74
5/32	.1562	1	2-1/16	1.28	1.28	1.28	2.96
11/64	.1719	1-1/16	2-1/8	1.34	1.34	1.34	2.90
3/16	.1875	1-1/8	2-3/16	1.46	1.46	1.46	2.98
13/64	.2031	1-3/16	2-1/4	1.62	1.62	1.62	4.96
7/32	.2188	1-1/4	2-3/8	1.82	1.82	1.82	5.08
15/64	.2344	1-5/16	2-7/16	1.86	1.86	1.86	5.32
1/4	.2500	1-3/8	2-1/2	1.92	1.92	1.92	5.40
17/64	.2656	1-7/16	2-5/8	2.68	2.68	2.68	8.36
9/32	.2812	1-1/2	2-11/16	2.84	2.84	2.84	8.48
19/64	.2969	1-9/16	2-3/4	3.06	3.06	3.06	8.82
5/16	.3125	1-5/8	2-13/16	3.22	3.22	3.22	9.10
21/64	.3281	1-11/16	2-15/16	3.62	3.62	3.62	9.46
11/32	.3438	1-11/16	3	3.86	3.86	3.86	9.86
23/64	.3594	1-3/4	3-1/16	4.10	4.10	4.10	13.88
3/8	.3750	1-13/16	3-1/8	4.46	4.46	4.46	14.04
25/64	.3906	1-7/8	3-1/4	4.78	4.78	4.78	14.66
13/32	.4062	1-15/16	3-5/16	5.20	5.20	5.20	17.14
27/64	.4219	2	3-3/8	5.54	5.54	5.54	17.72
7/16	.4375	2-1/16	3-7/16	6.06	6.06	6.06	18.00
29/64	.4531	2-1/8	3-9/16	6.66	6.66	6.66	18.70
15/32	.4688	2-1/8	3-5/8	7.08	7.08	7.08	19.14
31/64	.4844	2-3/16	3-11/16	7.74	7.74	7.74	19.54
1/2	.5000	2-1/4	3-3/4	7.74	7.74	7.74	20.06

\*Not split point

(Sizes continued on next page)

**PACKAGING**

1/64 to 17/64 - 12 Drills/Envelope  
9/32 to 1/2 - 6 Drills/Envelope  
33/64 to 3/4 - 1 Drill/Tube

---

**ORDERING NOTE**

To complete your order we may substitute or interchange black or bright drills, unless you have specified "no substitutions".

---

**DRILLS SETS**

A variety of Screw Machine Length Drill Sets can be found on page 14.

