





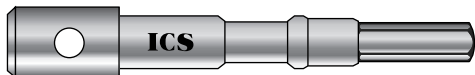








ICS

USA

TAPER CHUCK ADAPTERS

ADAPTERS FOR "A" AND "B" TAPER MASONRY DRILLS

Taper chuck adapters allow you to use: "A" or "B" taper shank masonry bits with almost any make of electric hammer drill. Each shank configuration will fit the hammer drill model numbers listed. A drift pin is included with each adapter.

	FITS HAMMER MODEL	A TAPER ITEM NO.	B TAPER ITEM NO.	PRICE
	Skil 706, 707, 708 Skil 1706 B & D 5040, 5049 Rockwell 600, 601 Ramset 620	AT-706	-	\$43.68
	Skil 717	AT-717S		43.68
	B & D 717, 718, 719 B & D 5045, 5050 B & D 5046	AT-717BD	BT-717BD	43.68
	Skil 726 Milw 5300, 5310 Milw 5305, 5315	AT-726	BT-726	43.68
	Skil 728, 731, 732, 628 Rockwell 602, 605, 606 Rockwell 1602 B & D 5048 Milw 5325, 5326 Miller Falls SP499K	AT-728	BT-728	43.68
	Skil 736	-	BT-736	54.88
	Phillips 747, 700 Bosch 11201 Metabo RH 90, 65	AT-747	BT-747	47.04
	Ramset 330	AT-RAM	BT-RAM	36.96
	Fits all popular 4 slot power tools. See pages 162 & 163 for complete listing.	AT-SDS	BT-SDS	31.92
	Fits all popular spline drive power tools. See pages 162 & 163 for complete listing.	AT-Spline	BT-Spline	31.92
	Hilti TE 52, 60, 70, 92	AT-TE60	BT-TE60	40.32
	Wacker	AT-Wacker	BT-Wacker	54.88
	Bosch 11216, SDS-MAX Hilti TE 64, TE-Y Hilti TE 52, 60 Hilti TE 72, 92	AT-MAX	-	40.32