






ELECTRIC HAMMER CHISELS




ICS USA

HEAVY DUTY

FORGED STEEL

ICS Electric Hammer Chisels are available in a variety of shank styles. The descriptions below will assist the hammer drill user in making a selection for their specific application.

DESCRIPTION	SHANK STYLE	FITS/APPLICATION
	SPLINE (5/8" ROUND HEX)	Fits all makes of Spline Drive Hammers. Round hex shank works effectively in Spline Drive machines made with and without rotation / hammer only switches.
	SDS-PLUS	Fits all popular 4 slot power tools. Operator simply moves selector switch to percussion only mode to use.
	BOSCH SDS-MAX	Fits directly into new Bosch SDS-MAX Hammers and Hilti Hammers with large 2 slot bit locking systems.
	HEX-DEMOLITION (3/4" HEX)	Fits Bosch Models 11302 and 11305
	HEX-BREAKER (1-1/8" HEX)	Fits Bosch Model 11304

DESCRIPTION	ITEM NO.	SIZE	NOMINAL LENGTH	SHANK STYLE	PRICE
<p>BULL (MOIL) POINT</p>  <p>Electric Hammer Bull Point Chisels are designed for light demolition work and starting holes in concrete slabs, brick, mortar, slate etc... They are also known as Electric Hammer Moil Point Chisels.</p>	EHC-BP-12S	(PT.)	12	SPLINE	\$24.08
	EHC-BP-18S	(PT.)	18	SPLINE	31.06
	EHC-BP-12SDS	(PT.)	12	SDS-PLUS	31.16
	EHC-BP-18SDS	(PT.)	18	SDS-PLUS	86.12
	EHC-BP-12MAX	(PT.)	12	SDS-MAX	25.36
	EHC-BP-16MAX	(PT.)	16	SDS-MAX	31.26
	EHC-BP-12HD	(PT.)	12	HEX (3/4)	24.08
	EHC-BP-18HD	(PT.)	18	HEX (3/4)	31.06
<p>FLAT (COLD) CHISEL</p>  <p>Electric Hammer Flat Chisels are designed for edging, chipping, scaling or channeling concrete, masonry or brick. They are also known as Electric Hammer Cold Chisels.</p>	EHC-FC-12S	1	12	SPLINE	24.08
	EHC-FC-18S	1	18	SPLINE	31.06
	EHC-FC-12SDS	1	12	SDS-PLUS	31.16
	EHC-FC-18SDS	1	18	SDS-PLUS	39.66
	EHC-FC-12MAX	1	12	SDS-MAX	25.36
	EHC-FC-16MAX	1	16	SDS-MAX	31.26
	EHC-FC-12HD	1	12	HEX (3/4)	22.54
	EHC-FC-18HD	1	18	HEX (3/4)	30.86
<p>SCALING CHISEL</p>  <p>Electric Hammer Scaling Chisels are designed for removing scale, rust, concrete and weld spatter. They are also known as Electric Hammer Wide Chisels.</p>	EHC-SC-12S-A	1-1/2	12	SPLINE	32.78
	EHC-SC-18S-A	1-1/2	18	SPLINE	39.06
	EHC-SC-12S-B	2	12	SPLINE	41.90
	EHC-SC-18S-B	2	18	SPLINE	43.78
	EHC-SC-12SDS-A	1-1/2	12	SDS-PLUS	32.70
	EHC-SC-18SDS-A	1-1/2	18	SDS-PLUS	38.60
	EHC-SC-12SDS-B	2	12	SDS-PLUS	37.30
	EHC-SC-18SDS-B	2	18	SDS-PLUS	43.23
	EHC-SC-12MAX	2	12	SDS-MAX	36.36
	EHC-SC-16MAX	2	16	SDS-MAX	63.32
	EHC-SC-12HD-A	1-1/2	12	HEX (3/4)	36.06
	EHC-SC-18HD-A	1-1/2	18	HEX (3/4)	36.06
	EHC-SC-12HD-B	2	12	HEX (3/4)	29.98
	EHC-SC-18HD-B	2	18	HEX (3/4)	39.06