


HIGH SPEED STEEL SHELL REAMERS

ICS **WIS**

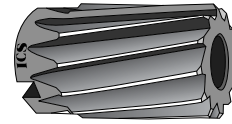
GENERAL PURPOSE

RIGHT HAND CUT



**STRAIGHT FLUTE
SRSF**

**CALL FOR
PRICE**



**HELICAL FLUTE - LH 10° HELIX
SRHF**

High Speed Steel Shell Reamers are designed to be used as a chucking reamer for reaming bearings and other similar work. They are fluted almost their whole length and have a tapered 1/8" per foot hole to be used with shell reamer arbors. One arbor fits several sizes of reamers so only 9 sizes of arbors are needed to fit all sizes of reamers.

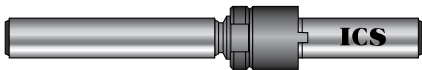
SIZE	OVERALL LENGTH	HOLE DIA.	NO. OF FLUTES	FITS ARBOR NO.	STRAIGHT FLUTE	HELICAL FLUTE	SIZE	OVERALL LENGTH	HOLE DIA.	NO. OF FLUTES	FITS ARBOR NO.	STRAIGHT FLUTE	HELICAL FLUTE
					ITEM NO.	ITEM NO.						ITEM NO.	ITEM NO.
3/4	2-1/4	3/8	10	4	SRSF048	SRHF048	2-7/16	3-3/4	1-1/4	14	9	SRSF228	SRHF228
13/16	2-1/2	1/2	10	5	SRSF052	SRHF052	2-1/2	3-3/4	1-1/4	14	9	SRSF232	SRHF232
7/8	2-1/2	1/2	10	5	SRSF056	SRHF056	2-9/16	4	1-1/2	16	10	SRSF236	SRHF236
15/16	2-1/2	1/2	10	5	SRSF060	SRHF060	2-5/8	4	1-1/2	16	10	SRSF240	SRHF240
1	2-1/2	1/2	10	5	SRSF100	SRHF100	2-11/16	4	1-1/2	16	10	SRSF244	SRHF244
1-1/16	2-3/4	5/8	10	6	SRSF104	SRHF104	2-3/4	4	1-1/2	16	10	SRSF248	SRHF248
1-1/8	2-3/4	5/8	10	6	SRSF108	SRHF108	2-13/16	4	1-1/2	16	10	SRSF252	SRHF252
1-3/16	2-3/4	5/8	10	6	SRSF112	SRHF112	2-7/8	4	1-1/2	16	10	SRSF256	SRHF256
1-1/4	2-3/4	5/8	12	6	SRSF116	SRHF116	2-15/16	4	1-1/2	16	10	SRSF260	SRHF260
1-5/16	3	3/4	12	7	SRSF120	SRHF120	3	4	1-1/2	16	10	SRSF300	SRHF300
1-3/8	3	3/4	12	7	SRSF124	SRHF124	3-1/16	4-1/2	1-3/4	18	11	SRSF304	SRHF304
1-7/16	3	3/4	12	7	SRSF128	SRHF128	3-1/8	4-1/2	1-3/4	18	11	SRSF308	SRHF308
1-1/2	3	3/4	12	7	SRSF132	SRHF132	3-3/16	4-1/2	1-3/4	18	11	SRSF312	SRHF312
1-9/16	3	3/4	12	7	SRSF136	SRHF136	3-1/4	4-1/2	1-3/4	18	11	SRSF316	SRHF316
1-5/8	3	3/4	12	7	SRSF140	SRHF140	3-5/16	4-1/2	1-3/4	18	11	SRSF320	SRHF320
1-11/16	3-1/2	1	12	8	SRSF144	SRHF144	3-3/8	4-1/2	1-3/4	18	11	SRSF324	SRHF324
1-3/4	3-1/2	1	12	8	SRSF148	SRHF148	3-7/16	4-1/2	1-3/4	18	11	SRSF328	SRHF328
1-13/16	3-1/2	1	12	8	SRSF152	SRHF152	3-1/2	4-1/2	1-3/4	18	11	SRSF332	SRHF332
1-7/8	3-1/2	1	12	8	SRSF156	SRHF156	3-9/16	5	2	20	12	SRSF336	SRHF336
1-15/16	3-1/2	1	12	8	SRSF160	SRHF160	3-5/8	5	2	20	12	SRSF340	SRHF340
2	3-1/2	1	14	8	SRSF200	SRHF200	3-11/16	5	2	20	12	SRSF344	SRHF344
2-1/16	3-3/4	1-1/4	14	9	SRSF204	SRHF204	3-3/4	5	2	20	12	SRSF348	SRHF348
2-1/8	3-3/4	1-1/4	14	9	SRSF208	SRHF208	3-13/16	5	2	20	12	SRSF352	SRHF352
2-3/16	3-3/4	1-1/4	14	9	SRSF212	SRHF212	3-7/8	5	2	20	12	SRSF356	SRHF356
2-1/4	3-3/4	1-1/4	14	9	SRSF216	SRHF216	3-15/16	5	2	20	12	SRSF360	SRHF360
2-5/16	3-3/4	1-1/4	14	9	SRSF220	SRHF220	4	5	2	20	12	SRSF400	SRHF400
2-3/8	3-3/4	1-1/4	14	9	SRSF224	SRHF224							

SHELL REAMER ARBORS

ICS **WIS**

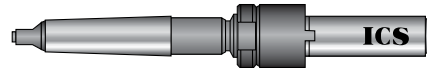
ADAPTERS

GROUND FINISH



**STRAIGHT SHANK
SRASS**

**CALL FOR
PRICE**



**TAPER SHANK
SRATS**

High Speed Steel Shell Reamer Arbors are tapered to fit the hole in the Shell Reamer. They fit together with slots in the reamer which engage lugs on the arbor for driving power.

SIZE	FITS REAMER SIZES	OVERALL LENGTH	LENGTH OF TAPER	ARBOR DIA.	WRENCH SIZE	STRAIGHT SHANK		TAPER SHANK	
						DIA.	ITEM NO.	NO.	ITEM NO.
4	21/32 - 25/32	9	2-1/4	3/8	19/32	1/2	SRASS#04	2	SRATS#04
5	13/16 - 1-1/32	9-1/2	2-1/2	1/2	25/32	5/8	SRASS#05	2	SRATS#05
6	1-1/16 - 1-9/32	10	2-3/4	5/8	7/8	3/4	SRASS#06	3	SRATS#06
7	1-5/16 - 1-21/32	11	3	3/4	1-1/16	7/8	SRASS#07	3	SRATS#07
8	1-11/16 - 2	12	3-1/2	1	1-7/16	1-1/8	SRASS#08	4	SRATS#08
9	2-1/16 - 2-1/2	13	3-3/4	1-1/4	1-13/16	1-3/8	SRASS#09	4	SRATS#09
10	2-9/16 - 3	14	4	1-1/2	2-3/16	1-5/8	SRASS#10	5	SRATS#10
11	3-1/16 - 3-1/2	15	4-1/2	1-3/4	2-9/16	2	SRASS#11	5	SRATS#11
12	3-9/16 - 4	16	5	2	3-1/8	2-1/8	SRASS#12	5	SRATS#12