



# SABER/JIG SAW BLADES - 1/4" SHANK

**ICS USA**



**MILLED TEETH**

Fits all Saber Saws using universal 1/4" shank.

| ILLUSTRATION AND COLOR  | ITEM NO.   | CUT - SPEED APPLICATION            | TEETH PER INCH | LENGTH | WIDTH | TYPE TEETH | PRICE EACH   |              |
|---|------------|------------------------------------|----------------|--------|-------|------------|--------------|--------------|
|   |            |                                    |                |        |       |            | POUCH 5 PCS. | BOX 100 PCS. |
| <b>METAL CUTTING - BI-METAL</b>   |            |                                    |                |        |       |            |              |              |
| <br>ICS<br>WHITE BLADE | SSB-BM-314 | Medium - Fast Metals 1/4" - 3/8"   | 14             | 3-5/8  | 5/16  | Wavy Set   | \$1.94       | \$1.76       |
|   | SSB-BM-318 | Smooth - Medium Metals 1/8" - 1/4" | 18             | 2-3/4  | 5/16  | Wavy Set   | 1.72         | 1.56         |
|   | SSB-BM-324 | Fine - Slow Metals 1/16" - 3/16"   | 24             | 2-3/4  | 5/16  | Wavy Set   | 1.72         | 1.56         |
| <b>WOOD CUTTING - BI-METAL</b>  |            |                                    |                |        |       |            |              |              |
| <br>ICS<br>WHITE BLADE | SSB-BW-406 | Coarse - Fast Wood up to 2-3/8"    | 6              | 4-1/8  | 1/4   | Alt. Set   | 2.12         | 1.92         |
|   | SSB-BW-410 | Smooth - Medium Wood up to 2-3/8"  | 10             | 4-1/8  | 1/4   | Alt. Set   | 2.12         | 1.92         |


# SABER/JIG SAW BLADES - 1/4" SHANK

**ICS USA**



**CARBIDE GRIT EDGE**

Fits all Saber Saws using universal 1/4" shank.

| ILLUSTRATION AND COLOR  | ITEM NO.  | CUT - SPEED APPLICATION   | TEETH PER INCH | LENGTH | WIDTH | GRIT   | PRICE EACH   |              |
|---|-----------|---|----------------|--------|-------|--------|--------------|--------------|
|   |           |   |                |        |       |        | POUCH 5 PCS. | BOX 100 PCS. |
| <b>ABRASIVE MATERIALS CUTTING - CARBIDE GRIT EDGE</b>   |           |   |                |        |       |        |              |              |
| <br>ICS<br>BLACK BLADE | SSB-CE-2C | Plywood, cast iron, stainless steel, fiberglass, ceramic tile, slate, brick, marble, etc. Cuts many materials conventional steel blades cannot cut. | 30 Grit        | 2-7/8  | 3/8   | Coarse | \$3.36       | \$3.02       |
|   | SSB-CE-2M |   | 40 Grit        | 2-7/8  | 3/8   | Medium | 3.36         | 3.02         |
|   | SSB-CE-2F |   | 50 Grit        | 2-7/8  | 3/8   | Fine   | 3.36         | 3.02         |
|   | SSB-CE-3C |   | 30 Grit        | 3-5/8  | 3/8   | Coarse | 3.36         | 3.02         |
|   | SSB-CE-3M |   | 40 Grit        | 3-5/8  | 3/8   | Medium | 3.36         | 3.02         |



# AIR SAW BLADES - 1/2" SHANK

**ICS USA**



**MILLED TEETH**

Fits Florida Pneumatic, Snap On, Mag Tools and most popular pneumatic reciprocating saws.

| ILLUSTRATION AND COLOR  | ITEM NO.   | CUT - SPEED APPLICATION               | TEETH PER INCH | LENGTH | WIDTH | TYPE TEETH | PRICE EACH   |              |
|---|------------|---------------------------------------|----------------|--------|-------|------------|--------------|--------------|
|   |            |                                       |                |        |       |            | POUCH 5 PCS. | BOX 100 PCS. |
| <b>METAL SCROLL CUTTING - BI-METAL</b>  |            |                                       |                |        |       |            |              |              |
| <br>ICS<br>WHITE BLADE | ASB-BM-318 | Smooth - Medium Metals 1/8" - 1/4"    | 18             | 3-1/2  | 1/2   | Wavy Set   | \$2.30       | \$2.08       |
|   | ASB-BM-324 | Fine - Slow Metals 1/16" - 3/16"      | 24             | 3-1/2  | 1/2   | Wavy Set   | 2.30         | 2.08         |
|   | ASB-BM-332 | Extra Fine - Slow Metals 1/32" - 1/8" | 32             | 3-1/2  | 1/2   | Wavy Set   | 2.30         | 2.08         |
| <b>METAL CUTTING - BI-METAL</b>   |            |                                       |                |        |       |            |              |              |
| <br>ICS<br>WHITE BLADE | ASB-BM-418 | Smooth - Medium Metals 1/8" - 1/4"    | 18             | 4      | 1/2   | Wavy Set   | 2.40         | 2.16         |
|   | ASB-BM-432 | Extra Fine - Slow Metals 1/32" - 1/8" | 32             | 4      | 1/2   | Wavy Set   | 2.40         | 2.16         |
|   | ASB-BM-518 | Heavy Gauge Metals                    | 18             | 5      | 1/2   | Wavy Set   | 2.80         | 2.56         |