













# SABER/JIG SAW BLADES - BOSCH STYLE SHANK

**ICS USA**



**MILLED TEETH**

For Bosch® Machines with T-Shank design.

ILLUSTRATION AND COLOR	ITEM NO.	CUT - SPEED APPLICATION	TEETH PER INCH	LENGTH	WIDTH	TYPE TEETH	PRICE EACH	
							POUCH 5 PCS.	BOX 100 PCS.
<b>METAL CUTTING - COBALT BI-METAL</b>								
 WHITE BLADE	SSBB-BM-314	Medium - Fast Metals 1/4" - 3/8"	14	3	5/16	Wavy Set	\$2.24	\$2.02
	SSBB-BM-318	Smooth - Medium Metals 1/8" - 1/4"	18	3	5/16	Wavy Set	2.24	2.02
	SSBB-BM-324	Fine - Slow Metals 1/16" - 3/16"	24	3	5/16	Wavy Set	2.24	2.02
<b>NAIL EMBEDDED WOOD CUTTING - COBALT BI-METAL</b>								
 WHITE BLADE	SSBB-BW-406	Coarse - Fast Wood up to 2-1/4"	6	4	5/16	Alt. Set	2.58	2.34
	SSBB-BW-408	Medium - Medium Wood up to 2-1/4"	8	4	5/16	Alt. Set	2.58	2.34
	SSBB-BW-410	Smooth - Medium Wood up to 2-1/4"	10	4	5/16	Alt. Set	2.58	2.34
<b>WOOD SCROLL CUTTING - COBALT BI-METAL</b>								
 WHITE BLADE	SSBB-BMS-410	Smooth - Medium Scroll cuts wood up to 2-1/4"	10	4	1/4	Alt. Set	2.58	2.34
<b>FIBERGLASS CUTTING - COBALT BI-METAL</b>								
 WHITE BLADE	SSBB-BMF-312	Fine - Fast Special tooth and coating	12	3	5/16	Special	3.50	3.14
<b>METAL CUTTING - HIGH SPEED STEEL</b>								
 RED BLADE	SSBB-M-314	Medium - Fast Metals 1/4" - 3/8"	14	3	5/16	Wavy Set	2.24	2.00
	SSBB-M-318	Smooth - Medium Metals 1/8" - 1/4"	18	3	5/16	Wavy Set	2.24	2.00
 RED BLADE	SSBB-M-324	Fine - Slow Metals 1/16" - 3/16"	24	3	5/16	Wavy Set	2.24	2.00
 RED BLADE	SSBB-M-521	Fine - Slow Pipe and Channels up to 3"	21	5	5/16	Wavy Set	2.88	2.58
<b>NAIL EMBEDDED WOOD CUTTING - HIGH SPEED STEEL</b>								
 RED BLADE	SSBB-NW-408	Medium - Medium Wood up to 2-1/4"	8	4	5/16	Alt. Set	2.18	1.96
	SSBB-NW-514	Smooth - Medium Wood up to 2-1/4"	14	5	5/16	Alt. Set	2.88	2.58
<b>WOOD CUTTING - HIGH CARBON</b>								
 BLACK BLADE	SSBB-W-406	Coarse - Fast Wood up to 2-1/4"	6	4	5/16	Alt. Set	1.86	1.68
	SSBB-W-410	Smooth - Medium Wood up to 2-1/4"	10	4	5/16	Alt. Set	1.38	1.24
 SILVER GROUND FINISH	SSBB-TG-410	Fine - Medium Wood up to 2-1/4"	10	4	5/16	Taper Ground	2.58	2.34
<b>WOOD SCROLL CUTTING - HIGH CARBON</b>								
 BLACK BLADE	SSBB-S-406	Coarse - Fast Scroll cuts wood up to 2-1/4"	6	4	1/4	Alt. Set	1.86	1.68
<b>ABRASIVE MATERIALS CUTTING - CARBIDE GRIT EDGE</b>								
 BLACK BLADE	SSBB-CE-300	Medium - Slow Ceramic Tile, Fiberglass, Plastic, Cast Iron Pipe, etc.	40 Grit	3-5/8	5/16	Medium	3.36	3.02