

# SOLID CARBIDE BURS

ICS USA

SPECIAL PURPOSE


CNC GROUND

## FLAME SHAPE - (SH) BURS



ITEM NO. SUFFIX	SIZE	FLUTE LENGTH	SHANK DIA.	PRICE	
				DOUBLE CUT	TIN COATED
				SCB	SCBT
SH#41	1/8	1/4	1/8	\$ 7.96	\$10.20
SH#53	3/16	3/8	1/8	19.12	21.98
SH-1	1/4	5/8	1/4	19.36	22.76
SH-2	5/16	3/4	1/4	21.82	25.24
SH-5	1/2	1-1/4	1/4	44.50	49.02
SH-6	5/8	1-7/16	1/4	61.44	69.50
SH-7	3/4	1-5/8	1/4	78.00	87.30

## 60° CONE SHAPE - (SJ) BURS



ITEM NO. SUFFIX	SIZE	FLUTE LENGTH	SHANK DIA.	PRICE	
				DOUBLE CUT	TIN COATED
				SCB	SCBT
SJ#42	1/8	3/32	1/8	\$ 7.96	\$10.20
SJ-1	1/4	3/16	1/4	14.54	17.96
SJ-3	3/8	5/16	1/4	18.94	22.34
SJ-5	1/2	7/16	1/4	23.10	27.62
SJ-6	5/8	9/16	1/4	30.76	38.82
SJ-7	3/4	11/16	1/4	40.32	49.52
SJ-9	1	15/16	1/4	64.70	75.46

## 90° CONE SHAPE - (SK) BURS




ITEM NO. SUFFIX	SIZE	FLUTE LENGTH	SHANK DIA.	PRICE	
				DOUBLE CUT	TIN COATED
				SCB	SCBT
SK#42	1/8	1/16	1/8	\$ 7.96	\$10.20
SK#81	3/16	5/32	3/16	14.24	17.64
SK-1	1/4	1/8	1/4	14.54	17.96
SK-3	3/8	3/16	1/4	18.94	22.34
SK-5	1/2	1/4	1/4	23.10	27.62
SK-6	5/8	5/16	1/4	30.76	38.82
SK-7	3/4	3/8	1/4	40.32	49.62
SK-9	1	1/2	1/4	64.70	75.46

## TAPER SHAPE RADIUS END - (SL) BURS




ITEM NO. SUFFIX	SIZE	FLUTE LENGTH	SHANK DIA.	TAPER ANGLE	PRICE	
					DOUBLE CUT	TIN COATED
					SCB	SCBT
SL#41	1/8	3/8	1/8	8°	\$ 7.96	\$10.20
SL#42	1/8	1/2	1/8	8°	7.96	10.20
SL#53	3/16	1/2	1/8	14°	19.12	21.98
SL#81	3/16	7/16	3/16	14°	14.24	17.64
SL-1	1/4	5/8	1/4	14°	16.90	20.30
SL-2	5/16	7/8	1/4	14°	22.14	25.54
SL-3	3/8	1-1/16	1/4	14°	26.54	29.94
SL-4	1/2	1-1/8	1/4	14°	32.44	36.96
SL-5	5/8	1-3/16	1/4	14°	57.94	66.00
SL-6	5/8	1-5/16	1/4	14°	63.84	71.92
SL-7	3/4	1-1/2	1/4	14°	84.22	93.50

## CONE SHAPE - (SM) BURS



ITEM NO. SUFFIX	SIZE	FLUTE LENGTH	SHANK DIA.	TAPER ANGLE	PRICE	
					DOUBLE CUT	TIN COATED
					SCB	SCBT
SM#41	1/8	11/32	1/8	12°	\$ 7.96	\$10.20
SM#42	1/8	7/16	1/8	14°	7.96	10.20
SM#43	1/8	5/8	1/8	7°	7.96	10.20
SM#51	1/4	1/2	1/8	22°	13.04	15.92
SM#53	3/16	1/2	1/8	16°	19.12	21.98
SM#61	3/32	1/4	3/32	10°	9.10	11.34
SM-1	1/4	1/2	1/4	22°	15.98	19.38
SM-2	1/4	3/4	1/4	14°	16.90	20.30
SM-3	1/4	1	1/4	10°	18.04	21.44
SM-4	3/8	5/8	1/4	28°	26.60	31.12
SM-5	1/2	7/8	1/4	28°	33.34	37.86
SM-6	5/8	1	1/4	31°	44.50	52.56

## INVERTED CONE SHAPE - (SN) BURS



ITEM NO. SUFFIX	SIZE	FLUTE LENGTH	SHANK DIA.	TAPER ANGLE	PRICE	
					DOUBLE CUT	TIN COATED
					SCB	SCBT
SN#41	3/32	1/8	1/8	10°	\$7.96	\$10.20
SN#42	1/8	3/16	1/8	10°	7.96	10.20
SN#51	1/4	1/4	1/8	10°	13.04	15.92
SN#53	3/16	1/4	1/8	10°	19.12	21.98
SN#61	3/32	1/8	3/32	10°	9.10	11.34
SN#81	3/16	1/4	3/16	10°	14.24	17.64
SN-1	1/4	5/16	1/4	10°	16.12	19.52
SN-2	3/8	3/8	1/4	13°	23.52	26.94
SN-4	1/2	1/2	1/4	28°	33.22	37.76
SN-6	5/8	3/4	1/4	18°	42.64	50.70
SN-7	3/4	5/8	1/4	30°	47.88	57.18