


PRO-CUT™ PREMIUM STEEL BLADES

PLYWOOD

ROC-EDGE

SPECIAL PURPOSE

PRO-CUT™ Premium Steel Plywood Blades are designed for very smooth, clean cutting in plywood, paneling, Celotex®, thin plastics, and veneer 3/4" and under. With the most precise and largest number of teeth per blade in the USA, splintering and sanding is practically eliminated.


DESCRIPTION	SIZE	TEETH	ARBOR	ITEM NO.	PRICE EACH
 PLYWOOD	7-1/4	186	5/8"-UNIV	CB-PCP-07186	\$3.30
	10	248	5/8"-UNIV	CB-PCP-10248	7.98

COMBINATION / RIP BLADES

ROC-EDGE

GENERAL PURPOSE

PRO-CUT™ Premium Steel Combination / Rip Blades are designed for all purpose cutting. They are used for crosscuts, ripping, and miters in both hard and soft woods.


DESCRIPTION	SIZE	TEETH	ARBOR	ITEM NO.	PRICE EACH
 COMBINATION/RIP	6-1/2	18	5/8"-UNIV	CB-PCC-06518	\$3.00
	6-1/2	30	5/8"-UNIV	CB-PCC-06530	3.00
	7-1/4	32	5/8"-UNIV	CB-PCC-0732	2.80
	7-1/4	40	5/8"-UNIV	CB-PCC-0740	3.20

CHROME STEEL PLYWOOD SAW BLADES

ROC-EDGE

HEAVY DUTY

PRO-CUT™ Chrome Steel Plywood Saw Blades are designed for professional and production applications where long cutting life is required. Industrial bright chrome hard plated blades last 10 times longer than steel blades and are used for extra smooth clean cutting in plywood, paneling, veneer, Cellotex® and thin plastics.


DESCRIPTION	SIZE	TEETH	ARBOR	ITEM NO.	PRICE EACH
 PLYWOOD	7-1/4	186	5/8"-UNIV	CB-PLY-07186	\$ 8.26
	10	248	5/8"-UNIV	CB-PLY-10248	12.00

VINYL SIDING BLADES

ROC-EDGE

GENERAL PURPOSE

PRO-CUT™ Premium Steel Vinyl Siding Blades are designed for smooth, clean cutting in vinyl siding and light gauge aluminum. Precise teeth are not set to ensure the smoothest cut possible.

DESCRIPTION	SIZE	TEETH	ARBOR	ITEM NO.	PRICE EACH
 VINYL SIDING	7-1/4	186	5/8"-UNIV	CBS-VS-07186	\$3.40
	10	248	5/8"	CBS-VS-10248	8.40