


# PRO-CUT™ PREMIUM STEEL BLADES

## ALUMINUM CUTTING BLADES

ROC-EDGE

SPECIAL PURPOSE

PRO-CUT™ Premium Steel Aluminum Cutting Blades are designed for cutting aluminum sheeting and tubing, brass, copper, and other non-ferrous metals. They are also used to cut plastics. Blades have a polished finish for less friction.


DESCRIPTION	SIZE	TEETH	ARBOR	ITEM NO.	PRICE EACH
 ALUMINUM/PLASTICS	7-1/4	186 16 Slots	5/8"-UNIV	CBS-AL-07186	\$ 6.00

## STEEL/METAL CUTTING BLADES

ROC-EDGE

SPECIAL PURPOSE

PRO-CUT™ Premium Steel Cutting Blades are designed for cutting with friction in corrugated sheet roofing, sheet metal, black iron, furnace pipe, and steel bar stock under 1/4" thick. Blades should be lubricated for best results. They are not designed for cutting non-ferrous metals. CAUTION: Cutting action of blades produces sparks.


DESCRIPTION	SIZE	TEETH	ARBOR	ITEM NO.	PRICE EACH
 METAL/STEEL	7-1/4	NONE 16 Slots	5/8"-UNIV	CBS-M-0700	\$7.00

## MASTER COMBINATION BLADES

ROC-EDGE

GENERAL PURPOSE

PRO-CUT™ Premium Steel Master Combination Blades are designed for fast, smooth crosscutting, ripping, and mitering in both hard and soft wood. It is the best combination blade style for smooth cuts.


DESCRIPTION	SIZE	TEETH	ARBOR	ITEM NO.	PRICE EACH
 MASTER COMBINATION	7-1/4 10	60 80	5/8"-UNIV 5/8"	CB-MC-0760 CB-MC-1080	\$ 5.44 10.00

## HOLLOW GROUND PLANER BLADES

ROC-EDGE

GENERAL PURPOSE

PRO-CUT™ Premium Steel Hollow Ground Planer Blades are designed with hollow ground clearance for splinter free cutting. They are used for satin smooth crosscutting, ripping and mitering for cabinets, furniture, and other fine work with almost no need for sanding.

DESCRIPTION	SIZE	TEETH	ARBOR	ITEM NO.	PRICE EACH
 HOLLOW GROUND PLANER	10	80	5/8"	CB-HGP-1080	\$11.00