

CARBIDE TIPPED INDUSTRIAL BLADES



STEEL CUTTING BLADES

ROC-EDGE

HEAVY DUTY

TC GRIND

Roc-Edge™ Carbide Tipped Industrial Steel Cutting Blades are designed for dry saw, fine finish cutting on steel, pipe, angle iron, rebar, cast iron, and nail embedded wood. Expansion slots reduce heat build-up and warping. Not designed for high RPM abrasive or wood cutting machines. They cut up to 10 times faster and last up to 30 times longer than abrasive blades.

DESCRIPTION	SIZE	TEETH	ARBOR	ITEM NO.	PRICE EACH
 	7-1/4	36	5/8"	CTCB-SC-0736	\$28.00
	7-1/4	36	20mm	CTCB-SC-0736M	28.00
	10	52	5/8"	CTCB-SC-1052	38.40
	12	60	1"	CTCB-SC-1260	51.00
	14	72	1"	CTCB-SC-1472	67.20
	14	90	1"	CTCB-SC-1490	70.80



ALUMINUM CUTTING BLADES

ROC-EDGE

HEAVY DUTY

TC GRIND

Roc-Edge™ Carbide Tipped Industrial Aluminum Cutting Blades are designed for cutting non-ferrous metals, aluminum, copper, brass and lead. Blades are also used for smooth, chip free cutting of high pressure laminates, plastics, polyurethane, PVC, and acrylics. Expansion slots and heat vents reduce heat build-up and warping. Not designed for cutting steel or ferrous metals.

DESCRIPTION	SIZE	TEETH	ARBOR	ITEM NO.	PRICE EACH
 	7	40	5/8"-UNIV	CTCB-AL-0740	\$26.00
	8	64	5/8"	CTCB-AL-0864	38.40
	10	80	5/8"	CTCB-AL-10080	48.40
	10	100	5/8"	CTCB-AL-10100	59.20
	10	120	5/8"	CTCB-AL-10120	71.20
	12	60	1"	CTCB-AL-12060	74.40
	12	100	1"	CTCB-AL-12100	74.40
	12	120	1"	CTCB-AL-12120	91.60



MELAMINE CUTTING BLADES

ROC-EDGE

HEAVY DUTY

TC GRIND

Roc-Edge™ Carbide Tipped Industrial Melamine Blades are designed for chip free cuts in single or double sided melamine, laminates, and veneers. Expansion slots and heat vents reduce heat build-up and warping.

DESCRIPTION	SIZE	TEETH	ARBOR	ITEM NO.	PRICE EACH
 	8	64	5/8"	CTCB-MEL-0864	\$38.40
	10	80	5/8"	CTCB-MEL-1080	48.40
	10	96	5/8"	CTCB-MEL-1096	58.80
	12	96	1"	CTCB-MEL-1296	85.80