



# CARBIDE CHUNK RESCUE / DEMOLITION BLADES

ROC-EDGE

HEAVY DUTY

CARBIDE CHUNKS

Roc-Edge™ Carbide Chunk Rescue/Demolition Blades are designed for cutting and ripping through almost any material including roof shingles, wall siding, and auto and truck bodies in emergency police and firefighter operations. They are also used by landscapers, farmers, foresters to cut tree roots, and roofers for demolition work. Blades are manufactured with a heavy duty steel plate with large fracture resistant carbide chunk segments.

DESCRIPTION	SIZE	THICKNESS	SEG. HT	ARBOR	ITEM NO.	PRICE EACH
 	4	.250	7mm	7/8"	CTCB-RD-0400	\$108.80
	5	.250	7mm	7/8"	CTCB-RD-0500	136.00
	7	.250	7mm	5/8"-UNIV	CTCB-RD-0700	217.60
	10	.250	7mm	7/8"	CTCB-RD-1000	278.80
	12	.250	7mm	1"	CTCB-RD-1200	374.00
	12	.250	7mm	20mm	CTCB-RD-1200M	374.00
	14	.250	7mm	1"	CTCB-RD-1400	428.40
	14	.250	7mm	20mm	CTCB-RD-1400M	428.40
	16	.250	7mm	1"	CTCB-RD-1600	516.80

NOTE: Due to the rough applications for which these blades may be used for, they have no guarantee.



## CARBIDE TIPPED SAW BLADES DECK/NAIL CUTTER BLADES

ROC-EDGE

HEAVY DUTY

ATB GRIND

Roc-Edge™ Carbide Tipped Deck and Nail Cutter Blades are designed for cutting lumber and flooring where occasional nails or staples are present. Used for remodeling work and roofing jobs. Blades is ideal for ripping and cross-cutting all types of pressure treated lumber to build outdoor decks, porches, etc...

DESCRIPTION	SIZE	TEETH	ARBOR	ITEM NO.	PRICE EACH
 	7-1/4	14	5/8"-UNIV	CTCB-NCD-0714	\$10.20
	10	40	5/8"	CTCB-NCD-1040	\$24.00



## PALLET CUTTING BLADE

ROC-EDGE

HEAVY DUTY

ATB GRIND

Roc-Edge™ Carbide Tipped Pallet Cutting Cutting Blade is designed for cutting all types of wood used to manufacture wood pallets.

DESCRIPTION	SIZE	TEETH	ARBOR	ITEM NO.	PRICE EACH
 	7-1/4	40	5/8"-UNIV	CTCB-PC-0740	\$13.50