

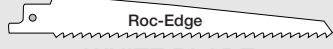
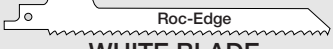
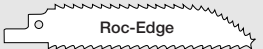



# BI-METAL RECIPROCATING SAW BLADES

## HEAVY DUTY

Roc-Edge™ Bi-Metal Reciprocating Saw Blades have an 8% Cobalt Matrix HSS cutting edge. They are long lasting, super tough, and virtually unbreakable. Use with any reciprocating saw using 1/2" universal shank.

ILLUSTRATION AND COLOR	ITEM NO.	CUT - SPEED APPLICATION	TEETH PER INCH	LENGTH	WIDTH	TYPE TEETH	PRICE EACH	
							POUCH 5 PCS.	BOX 100 PCS.
<b>METAL CUTTING - COBALT BI-METAL</b>								
 <p>WHITE BLADE</p>	RSB-BM-414	Medium - Fast Metals 1/8" and over	14	4	5/8	Raker Set	\$1.56	\$1.40
	RSB-BM-418	Smooth - Medium Metals 1/8" and under	18	4	5/8	Raker Set	1.56	1.40
	RSB-BM-424	Fine - Slow Metals 3/64" and under	24	4	5/8	Wavy Set	1.56	1.40
	RSB-BM-610	Medium - Fast Metals 1/4" and over	10	6	3/4	Raker Set	2.18	1.96
	RSB-BM-614	Medium - Fast Metals 1/8" and over	14	6	3/4	Raker Set	2.18	1.96
	RSB-BM-618	Smooth - Medium Metals 1/8" and under	18	6	3/4	Raker Set	2.18	1.96
	RSB-BM-624	Fine - Slow Metals 3/64" and under	24	6	3/4	Wavy Set	2.18	1.96
	RSB-BM-810	Medium - Fast Metals - Deep Cuts	10	8	3/4	Raker Set	3.40	3.06
	RSB-BM-814	Medium - Fast Metals 1/8" and over	14	8	3/4	Raker Set	2.72	2.44
	RSB-BM-818	Smooth - Medium Metals 1/8" and under	18	8	3/4	Raker Set	2.72	2.44
	RSB-BM-1214	Medium - Fast Metals 1/8" and over	14	12	3/4	Raker Set	4.32	3.88
	RSB-BM-1218	Smooth - Medium Metals 1/8" and under	18	12	3/4	Raker Set	4.32	3.88
<b>NAIL-EMBEDDED WOOD CUTTING - COBALT BI-METAL</b>								
 <p>WHITE BLADE</p>	RSB-BW-606	Coarse - Fast Roughing work	6	6	3/4	Alt. Set	\$3.30	\$2.98
	RSB-BW-906	Coarse - Fast Roughing work	6	9	3/4	Alt. Set	3.80	3.42
	RSB-BW-126	Coarse - Fast Roughing work	6	12	3/4	Alt. Set	5.40	4.86
<b>DEMOLITION WORK - NAIL EMBEDDED WOOD/METAL CUTTING - COBALT BI-METAL</b>								
 <p>WHITE BLADE</p>	RSB-BD-606	Coarse - Fast Roughing work	6	6	7/8	Alt. Set	\$3.80	\$3.42
	RSB-BD-906	Coarse - Fast Roughing work	6	9	7/8	Alt. Set	5.40	4.86
	RSB-BD-126	Coarse - Fast Roughing work	6	12	7/8	Alt. Set	6.88	6.20
<b>WOOD SCROLL (CONTOUR) CUTTING - COBALT BI-METAL</b>								
 <p>WHITE BLADE</p>	RSB-BS-606	Coarse - Fast Cutting irregular curves	6	6	1/2	Alt. Set	\$3.00	\$2.70
<b>WOOD CUTTING (PLUNGE) DOUBLE EDGE - COBALT BI-METAL</b>								
 <p>WHITE BLADE</p>	RSB-BDE-410	For plunge and reverse cutting of wood	7/10	4	3/4	Alt. Set	\$4.16	\$3.56
	RSB-BDE-610		7/10	6	3/4		5.12	4.52
	RSB-BDE-810		7/10	8	3/4		6.44	5.84
	RSB-BDE-1210		7/10	12	3/4		8.76	8.16
<b>NAIL EMBEDDED WOOD/METAL CUTTING - COBALT BI-METAL</b>								
 <p>WHITE BLADE</p>	RSB-BMW-611	Medium - Very Fast	11	6	3/4	M Tooth	\$4.20	\$3.78
RSB-BMW-811	Metals 1.5mm and over	11	8	3/4	4.94		4.40	
RSB-BMW-1211	Cuts both directions to remove more material	11	12	3/4	6.76		6.08	