

HIGH SPEED STEEL SHELL REAMERS

ICS


WIS

GENERAL PURPOSE

RIGHT HAND CUT



STRAIGHT FLUTE

SRSFCALL FOR
PRICE

HELICAL FLUTE - LH 10° HELIX

SRHF

High Speed Steel Shell Reamers are designed to be used as a chucking reamer for reaming bearings and other similar work. They are fluted almost their whole length and have a tapered 1/8" per foot hole to be used with shell reamer arbors. One arbor fits several sizes of reamers so only 9 sizes of arbors are needed to fit all sizes of reamers.

SIZE	OVERALL LENGTH	HOLE DIA.	NO. OF FLUTES	FITS ARBOR NO.	FLUTE	
					STRAIGHT	HELICAL
3/4	2-1/4	3/8	10	4	SRSF048	SRHF048
13/16	2-1/2	1/2	10	5	SRSF052	SRHF052
7/8	2-1/2	1/2	10	5	SRSF056	SRHF056
15/16	2-1/2	1/2	10	5	SRSF060	SRHF060
1	2-1/2	1/2	10	5	SRSF100	SRHF100
1-1/16	2-3/4	5/8	10	6	SRSF104	SRHF104
1-1/8	2-3/4	5/8	10	6	SRSF108	SRHF108
1-3/16	2-3/4	5/8	10	6	SRSF112	SRHF112
1-1/4	2-3/4	5/8	12	6	SRSF116	SRHF116
1-5/16	3	3/4	12	7	SRSF120	SRHF120
1-3/8	3	3/4	12	7	SRSF124	SRHF124
1-7/16	3	3/4	12	7	SRSF128	SRHF128
1-1/2	3	3/4	12	7	SRSF132	SRHF132
1-9/16	3	3/4	12	7	SRSF136	SRHF136
1-5/8	3	3/4	12	7	SRSF140	SRHF140
1-11/16	3-1/2	1	12	8	SRSF144	SRHF144
1-3/4	3-1/2	1	12	8	SRSF148	SRHF148
1-13/16	3-1/2	1	12	8	SRSF152	SRHF152
1-7/8	3-1/2	1	12	8	SRSF156	SRHF156
1-15/16	3-1/2	1	12	8	SRSF160	SRHF160
2	3-1/2	1	14	8	SRSF200	SRHF200
2-1/16	3-3/4	1-1/4	14	9	SRSF204	SRHF204
2-1/8	3-3/4	1-1/4	14	9	SRSF208	SRHF208
2-3/16	3-3/4	1-1/4	14	9	SRSF212	SRHF212
2-1/4	3-3/4	1-1/4	14	9	SRSF216	SRHF216
2-5/16	3-3/4	1-1/4	14	9	SRSF220	SRHF220
2-3/8	3-3/4	1-1/4	14	9	SRSF224	SRHF224

SIZE	OVERALL LENGTH	HOLE DIA.	NO. OF FLUTES	FITS ARBOR NO.	FLUTE	
					STRAIGHT	HELICAL
2-7/16	3-3/4	1-1/4	14	9	SRSF228	SRHF228
2-1/2	3-3/4	1-1/4	14	9	SRSF232	SRHF232
2-9/16	4	1-1/2	16	10	SRSF236	SRHF236
2-5/8	4	1-1/2	16	10	SRSF240	SRHF240
2-11/16	4	1-1/2	16	10	SRSF244	SRHF244
2-3/4	4	1-1/2	16	10	SRSF248	SRHF248
2-13/16	4	1-1/2	16	10	SRSF252	SRHF252
2-7/8	4	1-1/2	16	10	SRSF256	SRHF256
2-15/16	4	1-1/2	16	10	SRSF260	SRHF260
3	4	1-1/2	16	10	SRSF300	SRHF300
3-1/16	4-1/2	1-3/4	18	11	SRSF304	SRHF304
3-1/8	4-1/2	1-3/4	18	11	SRSF308	SRHF308
3-3/16	4-1/2	1-3/4	18	11	SRSF312	SRHF312
3-1/4	4-1/2	1-3/4	18	11	SRSF316	SRHF316
3-5/16	4-1/2	1-3/4	18	11	SRSF320	SRHF320
3-3/8	4-1/2	1-3/4	18	11	SRSF324	SRHF324
3-7/16	4-1/2	1-3/4	18	11	SRSF328	SRHF328
3-1/2	4-1/2	1-3/4	18	11	SRSF332	SRHF332
3-9/16	5	2	20	12	SRSF336	SRHF336
3-5/8	5	2	20	12	SRSF340	SRHF340
3-11/16	5	2	20	12	SRSF344	SRHF344
3-3/4	5	2	20	12	SRSF348	SRHF348
3-13/16	5	2	20	12	SRSF352	SRHF352
3-7/8	5	2	20	12	SRSF356	SRHF356
3-15/16	5	2	20	12	SRSF360	SRHF360
4	5	2	20	12	SRSF400	SRHF400
4-3/8	5	2	20	12	SRSF424	

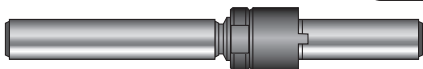
SHELL REAMER ARBORS

ICS

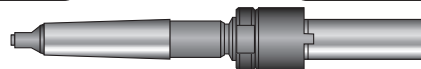
WIS

ADAPTERS

GROUND FINISH



STRAIGHT SHANK

SRASSCALL FOR
PRICE

TAPER SHANK

SRATS

High Speed Steel Shell Reamer Arbors are tapered to fit the hole in the Shell Reamer. They fit together with slots in the reamer which engage lugs on the arbor for driving power.

SIZE	FITS REAMER SIZES	OVERALL LENGTH	ARBOR DIA.	WRENCH SIZE	STRAIGHT SHANK		TAPER SHANK		
					DIA.	ITEM NO.	TPR LGTH	MT#	ITEM NO.
4	21/32 - 25/32	9	3/8	19/32	1/2	SRASS#04	2-1/4	2	SRATS#04
5	13/16 - 1-1/32	9-1/2	1/2	25/32	5/8	SRASS#05	2-1/2	2	SRATS#05
6	1-1/16 - 1-9/32	10	5/8	7/8	3/4	SRASS#06	2-3/4	3	SRATS#06
7	1-5/16 - 1-21/32	11	3/4	1-1/16	7/8	SRASS#07	3	3	SRATS#07
8	1-11/16 - 2	12	1	1-7/16	1-1/8	SRASS#08	3-1/2	4	SRATS#08
9	2-1/16 - 2-1/2	13	1-1/4	1-13/16	1-3/8	SRASS#09	3-3/4	4	SRATS#09
10	2-9/16 - 3	14	1-1/2	2-3/16	1-5/8	SRASS#10	4	5	SRATS#10
11	3-1/16 - 3-1/2	15	1-3/4	2-9/16	2	SRASS#11	4-1/2	5	SRATS#11
12	3-9/16 - 4	16	2	3-1/8	2-1/8	SRASS#12	5	5	SRATS#12