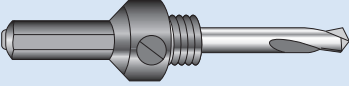
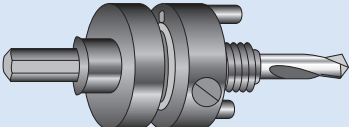
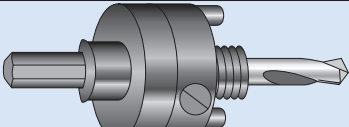
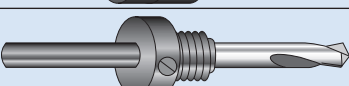
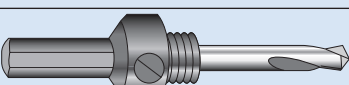
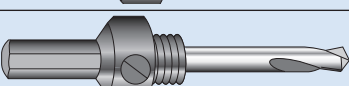
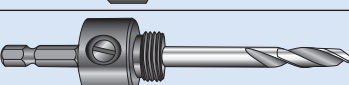
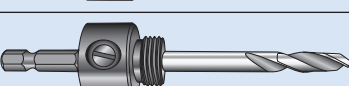
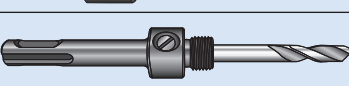
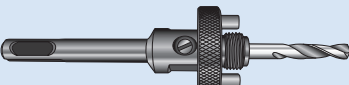
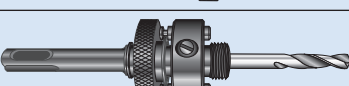


HOLE SAW ARBOR / 1/4" PILOT DRILLS

ICS USA

MANDRELS

Fits all standard Bi-Metal Hole Saws.


ILLUSTRATION	THREAD SIZE	FITS HOLE SAWS	SHANK SIZE	ITEM NO.	PRICE
	1/2-20	9/16 to 1-3/16	7/16 Hex	HSM-3	7.56
	5/8-18	1-1/4 to 8-1/4	7/16 Hex	HSM-4	17.86
	5/8-18	1-1/4 to 8-1/4	5/8 Hex	HSM-5	19.12
	1/2-20	9/16 to 1-1/2	1/4 Rd	HSM-6	7.56
	5/8-18	1-1/4 to 1-7/16	7/16 Hex	HSM-7	11.26
	1/2-20	9/16 to 1-3/16	5/16 Hex	HSM-9	11.26
	1/2-20	9/16 to 1-3/16	1/4 Hex Quick Change	HSM-9QC	11.26
	5/8-18	1-3/4 to 3	1/4 Hex Quick Change	HSM-10QC	10.72
	1/2-20	9/16 to 1-3/16	SDS Shank	HSM-3SDS	11.26
	5/8-18	1-1/4 to 8-1/4	SDS Shank	HSM-4SDS	19.12
	5/8-18	1-1/4 to 8-1/4	SDS Shank	HSM4-SDSPD	19.12

PLUG EJECTING (HOLE SAW) ARBOR ADAPTER WITH 1/4" PILOT DRILL

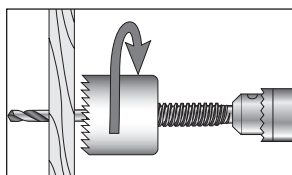
ICS USA

ADAPTERS

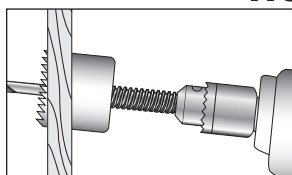
Plug Ejecting Arbor Adapters convert all standard hole saws into plug ejecting style. Just screw adapter into hole saw, then insert Plug Ejecting Arbor, cut hole, put drill in reverse and plug is ejected. Speeds up production 400%.

ILLUSTRATION	THREAD SIZE	FITS HOLE SAWS	SHANK SIZE	THREAD SIZE	PRICE
	HSMA-PE1	3/4 to 1-3/16	1/4 Hex	1/2-20	19.18
	HSMA-PE2	1-1/4 to 6	3/8 Hex	5/8-18	19.18

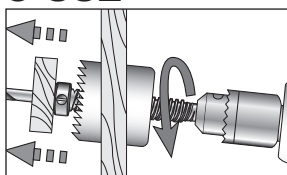
HOW TO USE



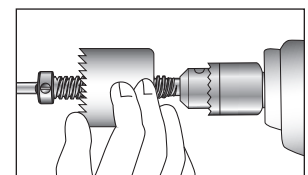
1. Drill Hole



2. Wedge Saw



3. Reverse Drill to Eject Plug



4. Spin Cup Forward to Reset Saw