


BISCUIT JOINER BLADE

ROC-EDGE

SPECIAL PURPOSE

Roc-Edge™ Carbide Tipped Biscuit Joiner Blades are designed to fit various model Biscuit Joiners with a 5/8" spindle and 7/8" adapters to cut a crescent shape hole (mouth) in the opposite edges of two pieces of wood so they can be glued together with a wooden biscuit. Biscuit Joiners are also known as Plate Joiners.

DESCRIPTION	SIZE	TEETH	ARBOR	ITEM NO.	PRICE EACH
 <p>BISCUIT JOINER</p>	4	6	7/8"	CTCB-BC-0406	\$15.00


FIBER CEMENT BLADE

ROC-EDGE

SPECIAL PURPOSE

FT GRIND

Roc-Edge™ Carbide Tipped Fiber Cement Saw Blades are designed for cutting single sheet fiber cement board, roofing, and siding. Unique five tooth design cuts larger chips for cleaner work.

DESCRIPTION	SIZE	TEETH	ARBOR	ITEM NO.	PRICE EACH
 <p>FIBER CEMENT</p>	7-1/4	5	5/8"-UNIV	CTCB-FC-0705	\$17.30


PCD DIAMOND TIPPED FIBER CEMENT BLADES

ROC-EDGE

SPECIAL PURPOSE

FT GRIND

Roc-Edge™ Polycrystalline Diamond (PCD) Tipped Fiber Cement Saw Blades are designed for cutting up to 5 stacked fiber cement boards, Hardie Board™, and CertainTeed Weatherboard™. Diamond Tipped Fiber Cement Saw Blades can last up to 60 times longer than Carbide Tipped Fiber Cement Saw Blades.

DESCRIPTION	SIZE	TEETH	ARBOR	ITEM NO.	PRICE EACH
 <p>FIBER CEMENT</p>	7-1/4	4	5/8"-UNIV	PCDCB-FC-0704	\$ 50.94
	10	6	5/8"	PCDCB-FC-1006	75.38
	12	8	1"	PCDCB-FC-1208	106.34