
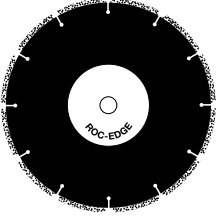

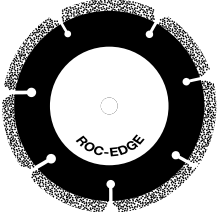


DIAMOND SAW BLADES

SPECIAL PURPOSE

Roc-Edge™ Diamond Saw Blades are designed for many special applications and can be used to cut a variety of materials. Diamond Saw Blades grind through materials being cut until they wear and break away.

DESCRIPTION	SIZE	THICKNESS	ARBOR	SEG. HT.	ITEM NO.	PRICE
						CARD/PK 1 PC
TURBO BLADE 	4	.090	7/8-5/8"	.315	DSB-WDE-T-04	\$10.90
	4-1/2	.090	7/8-5/8"	.315	DSB-WDE-T-045	12.72
	5	.090	7/8-5/8"	.315	DSB-WDE-T-05	22.54
	7	.090	◇-5/8"	.315	DSB-WDE-T-07	28.18
	8	.090	◇-5/8"	.315	DSB-WDE-T-08	53.46
	9	.100	◇-5/8"	.315	DSB-WDE-T-09	63.64
	10	.110	◇-5/8"	.315	DSB-WDE-T-10	74.90
	12	.118	1"	.472	DSB-WDE-T-12	112.72
	14	.125	1"	1	DSB-WDE-T-14	136.36
APPLICATION						
For cutting cured concrete, brick, hard block, and paving stones. Use wet or dry.						
SEGMENTED BLADE 	4	.090	7/8-5/8"	.315	DSB-WDE-S-04	\$10.90
	4-1/2	.090	7/8-5/8"	.315	DSB-WDE-S-045	12.72
	5	.090	7/8-5/8"	.315	DSB-WDE-S-05	22.54
	7	.090	◇-5/8"	.315	DSB-WDE-S-07	28.18
	8	.090	◇-5/8"	.315	DSB-WDE-S-08	53.46
	9	.100	◇-5/8"	.315	DSB-WDE-S-09	63.64
	10	.110	◇-5/8"	.315	DSB-WDE-S-10	74.90
	12	.110	1"	.472	DSB-WDE-S-12	104.66
	14	.110	1"	.472	DSB-WDE-S-14	120.00
APPLICATION						
For cutting cured concrete, brick, stone and hard materials. Use wet or dry.						
CONTINUOUS RIM TILE BLADE 	4	.060	7/8-5/8"	.275	DSB-WE-CR-04	\$12.72
	4-1/2	.060	7/8-5/8"	.275	DSB-WE-CR-045	16.36
	7	.060	5/8"	.275	DSB-WE-CR-07	34.54
	8	.060	5/8"	.275	DSB-WE-CR-08	40.90
	10	.060	5/8"	.395	DSB-WE-CR-10	57.28
APPLICATION						
For cutting ceramic tile, slate, glazed tile, and marble. Use wet only.						
TUCK POINTING BLADE 	4	.250	7/8-5/8"	.395	DSB-WDE-TP-04	\$50.90
	4-1/2	.250	7/8-5/8"	.395	DSB-WDE-TP-045	54.54
	5	.250	7/8-5/8"	.395	DSB-WDE-TP-05	61.82
	7	.250	7/8-5/8"	.395	DSB-WDE-TP-07	87.28
APPLICATION						
For cleaning and routing old mortar between brick and block joints. Use wet or dry.						